

BREATHER FIT

TRAIN HARD BREATHE EASY



PNMedical.com/BFit



Increases VO2 Max



Increases Lactate Threshold



Promotes High Performance Breathing



Improves Cardio Performance



Decrease in post exercise lactate

20%


Increase time fatigue by

17%


Reduced time to exhaustion carrying a 55lb load

20%

 care@pnmedical.com

 877-414-4449

 pnmedical.com

 Add to Cart

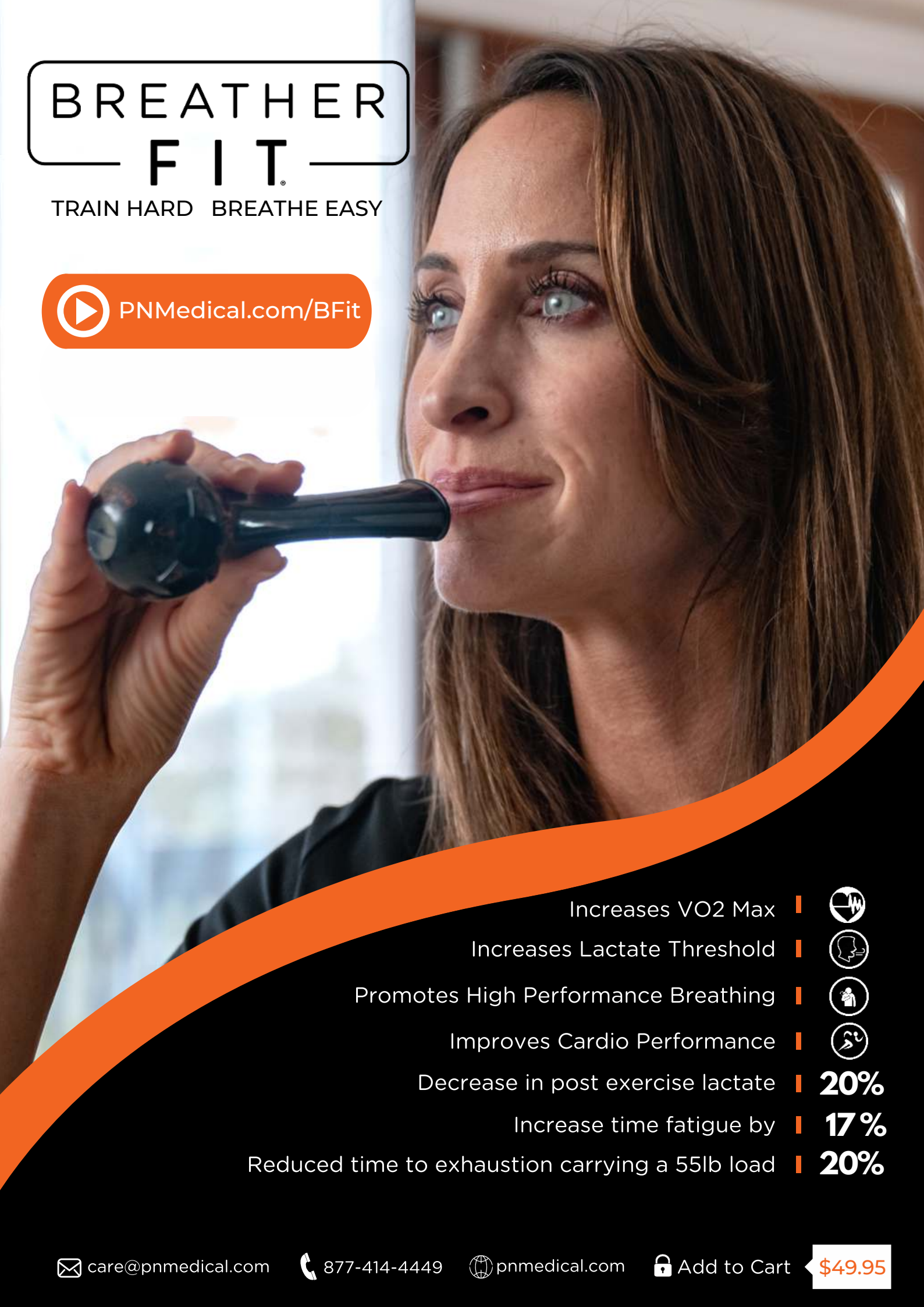
\$49.95

BREATHER FIT

TRAIN HARD BREATHE EASY



PNMedical.com/BFit



Increases VO2 Max



Increases Lactate Threshold



Promotes High Performance Breathing



Improves Cardio Performance



Decrease in post exercise lactate

20%

Increase time fatigue by

17%

Reduced time to exhaustion carrying a 55lb load

20%

care@pnmedical.com

877-414-4449

pnmedical.com

Add to Cart

\$49.95